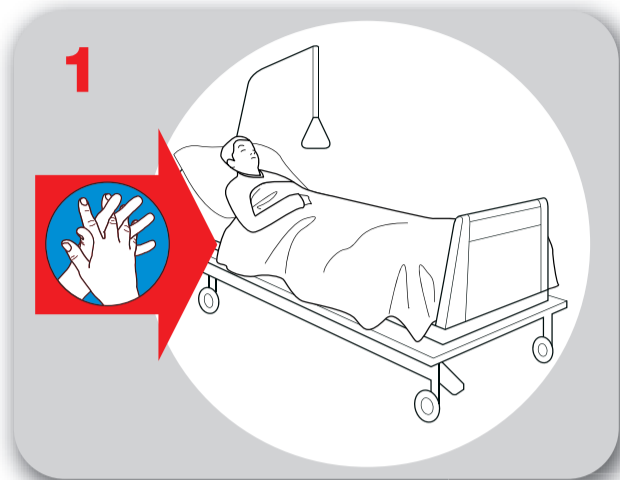
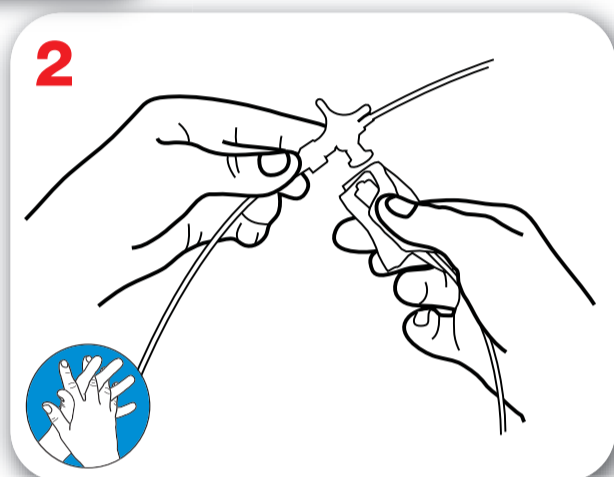


Your 5 moments for HAND HYGIENE



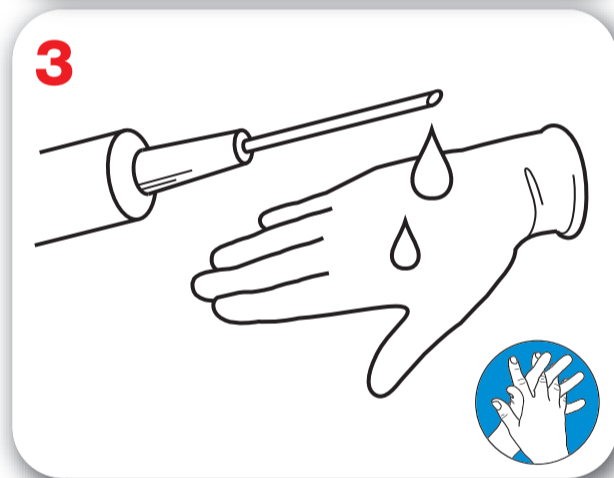
1 BEFORE PATIENT CONTACT

Clean your hands before touching a patient when approaching him or her



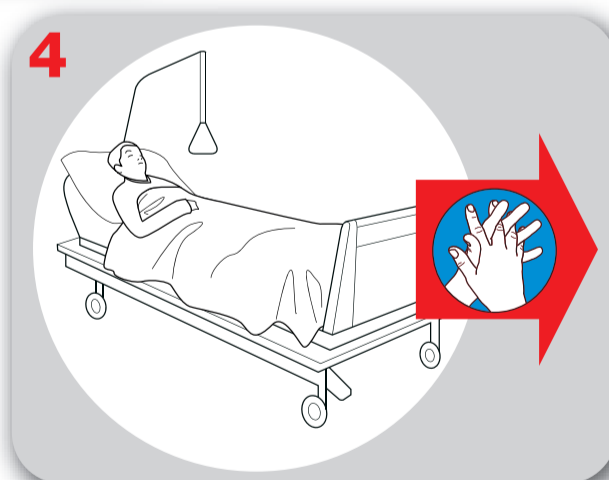
2 BEFORE AN ASEPTIC TASK

Clean your hands immediately before any aseptic task



3 AFTER BODY FLUID EXPOSURE RISK

Clean your hands immediately after an exposure risk to body fluids (and after glove removal)




4 AFTER PATIENT CONTACT

Clean your hands after touching a patient and his or her immediate surroundings when leaving



5 AFTER CONTACT WITH PATIENT SURROUNDINGS

Clean your hands after touching any object or furniture in the patient's immediate surroundings, when leaving - even without touching the patient



WHO acknowledges the Hôpitaux Universitaires de Genève (HUG), in particular the members of the Infection Control Programme, for their active participation in developing this material.

