



[home](#)

[contact](#)

[about](#)

[press](#)

[links](#)

Google™ Custom Search

Search

raising public awareness - campaigning for safer standards  
supporting sufferers and dependants

telephone: 07762 741114 / 01337 841098

email: [info@mrsaactionuk.net](mailto:info@mrsaactionuk.net)



**Patron:**

Edwina Currie

Welcome to MRSA Action UK  
[Registered Charity No: 1115672](#)

**Chair:**

Derek Butler



**President:**

Professor Hugh Pennington

<http://mrsaactionuk.net>

# *In memory of those who suffered and are lost to healthcare infections*



*Colin*

**July 5<sup>th</sup> 2003 aged 32**



*John*

**December 27<sup>th</sup> 2003 aged 54**



*Claire*

**June 27<sup>th</sup> 2004 aged 23**



*Patricia Margaret*

**October 23<sup>rd</sup> 2004 aged 68**



*Patricia*

**June 13<sup>th</sup> 2008 aged 78**



*Derick*

**August 29<sup>th</sup> 2008 aged 67**

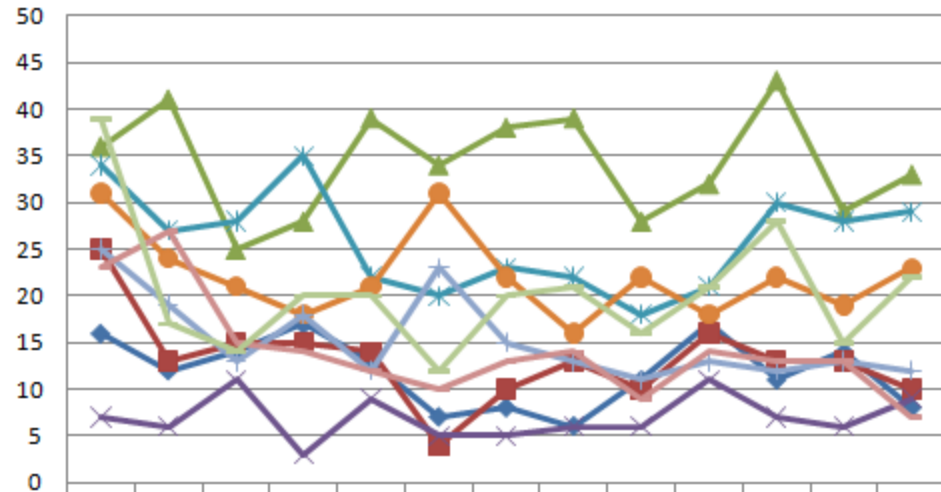


*Sammie*

**May 9<sup>th</sup> 2008 aged 17**

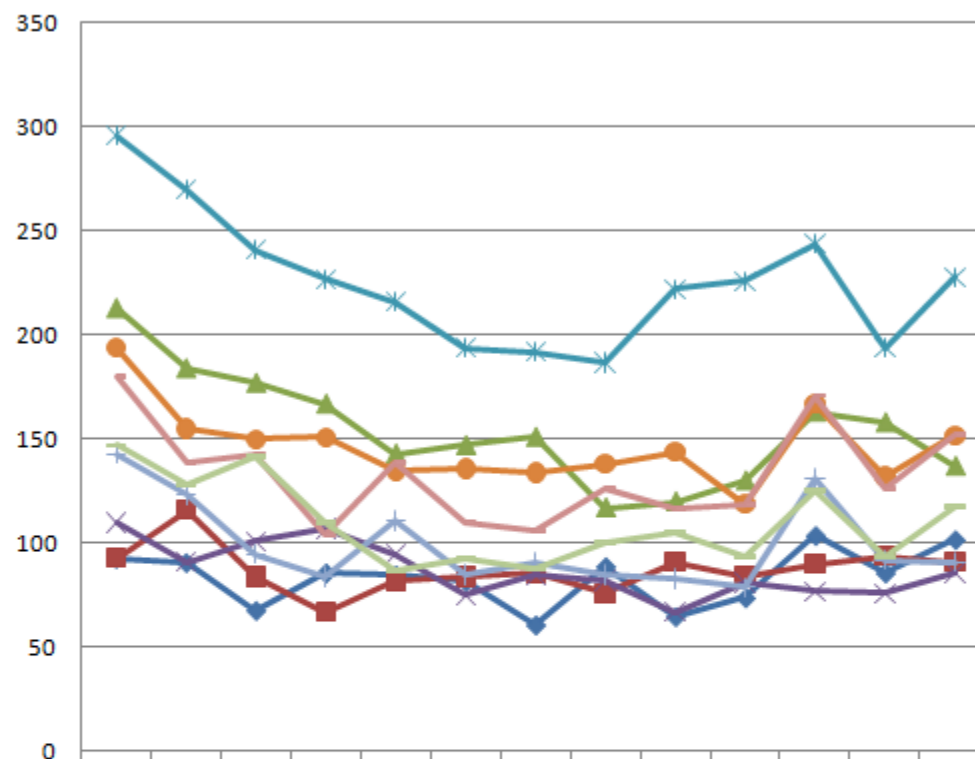
# MRSA bacteraemia

Recorded numbers of people with an MRSA bacteraemia by region  
March 2009 to March 2010



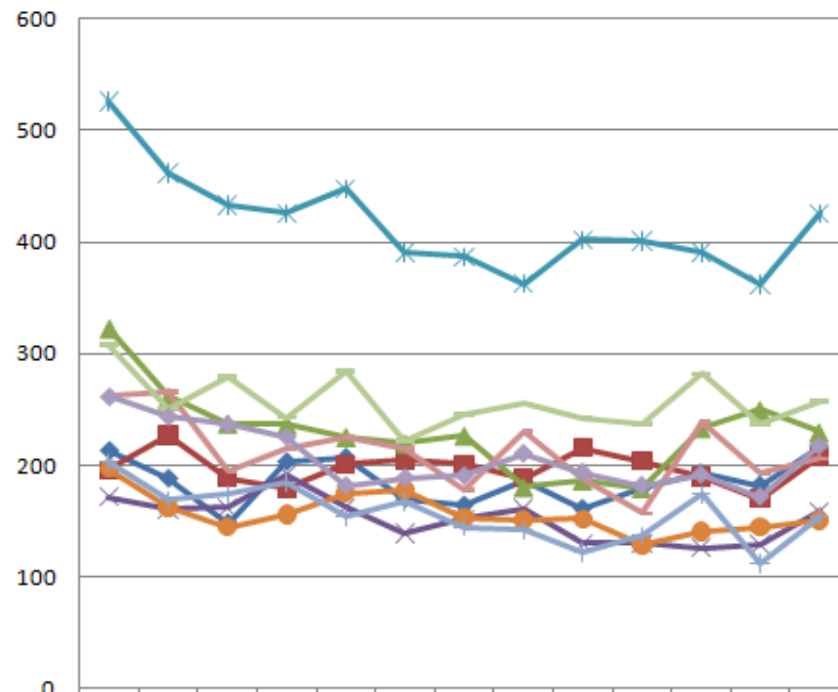
	Mar 2009	Apr 2009	May 2009	Jun 2009	Jul 2009	Aug 2009	Sep 2009	Oct 2009	Nov 2009	Dec 2009	Jan 2010	Feb 2010	Mar 2010
East Midlands	16	12	14	17	13	7	8	6	11	17	11	14	8
East of England	25	13	15	15	14	4	10	13	10	16	13	13	10
London	36	41	25	28	39	34	38	39	28	32	43	29	33
North East	7	6	11	3	9	5	5	6	6	11	7	6	9
North West	34	27	28	35	22	20	23	22	18	21	30	28	29
South East	31	24	21	18	21	31	22	16	22	18	22	19	23
South West	25	19	13	18	12	23	15	13	11	13	12	13	12
West Midlands	23	27	15	14	12	10	13	14	9	14	13	13	7
Yorkshire & the Humber	39	17	14	20	20	12	20	21	16	21	28	15	22

**Recorded number of people in hospital with Clostridium difficile by region  
March 2009 to March 2010**



	Mar 2009	Apr 2009	May 2009	Jun 2009	Jul 2009	Aug 2009	Sep 2009	Oct 2009	Nov 2009	Dec 2009	Jan 2010	Feb 2010	Mar 2010
East Midlands	93	91	68	86	85	82	61	89	65	74	104	86	102
East of England	93	116	84	67	82	84	86	76	91	84	90	94	91
London	213	184	177	167	143	147	151	117	120	130	163	158	137
North East	110	91	101	107	95	75	85	82	67	81	77	76	86
North West	296	270	241	227	216	194	192	187	222	226	244	194	228
South East	194	155	150	151	135	136	134	138	144	119	167	132	152
South West	143	123	95	84	111	85	91	85	83	79	131	92	91
West Midlands	180	139	143	104	139	110	106	126	117	119	171	126	152
Yorkshire & the Humber	147	128	142	110	87	93	88	100	105	94	125	94	118

**Recorded number of people outside of hospital  
with *Clostridium difficile* by region  
March 2009 to March 2010**



	Mar 2009	Apr 2009	May 2009	Jun 2009	Jul 2009	Aug 2009	Sep 2009	Oct 2009	Nov 2009	Dec 2009	Jan 2010	Feb 2010	Mar 2010
East Midlands SHA	213	188	148	203	207	170	164	187	161	179	193	182	217
East of England SHA	196	227	189	179	201	205	201	189	216	204	190	170	208
London SHA	323	262	238	237	226	220	227	181	187	180	234	250	230
North East SHA	172	161	162	192	162	139	152	161	130	130	126	129	159
North West SHA	526	462	433	426	448	391	387	363	402	401	391	362	426
South Central SHA	197	162	145	156	175	178	153	151	152	129	141	145	151
South East SHA	203	169	174	185	154	168	145	142	122	137	174	112	155
South West SHA	263	266	195	215	226	215	178	231	188	157	239	193	206
West Midlands SHA	308	250	280	243	284	222	246	255	243	237	282	237	258
Yorkshire and the Humber SHA	262	244	237	226	182	189	191	211	194	182	192	172	218

# Successful outcomes





"PATIENTS! THEY WHINE ABOUT MRSA, THEN THEY MOAN ABOUT OUR WARD DISINFECTING REGIME. THERE REALLY IS NO PLEASING THEM"

